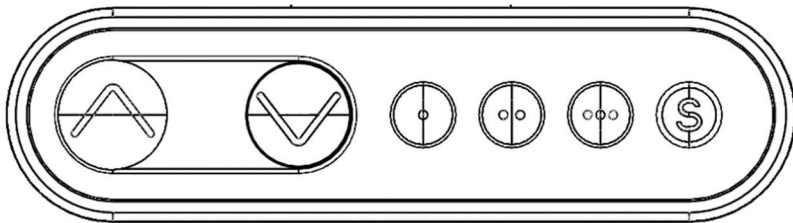








# Operation of the MA type control

MA-version:

The control is divided into parallel and memory drive. The two arrow buttons are used for parallel drive and the last four buttons for memory drive/storing memory.



-  Parallel up
-  Parallel down
-  Store memory
-  Memory 1
-  Memory 2
-  Memory 3

## Parallel drive

The arrow buttons start parallel drive. The function is only activated when holding the button down.

## Store memory

- Press S — button
- Within two seconds press one of the small buttons with dots and the position will be stored at this button.

## Memory drive (small buttons with dots)

Press one of the memory buttons and the system will start driving to the pre-programmed memory position. Keep the button pressed until the position is reached.